

KVM – Extraction canopy



Features

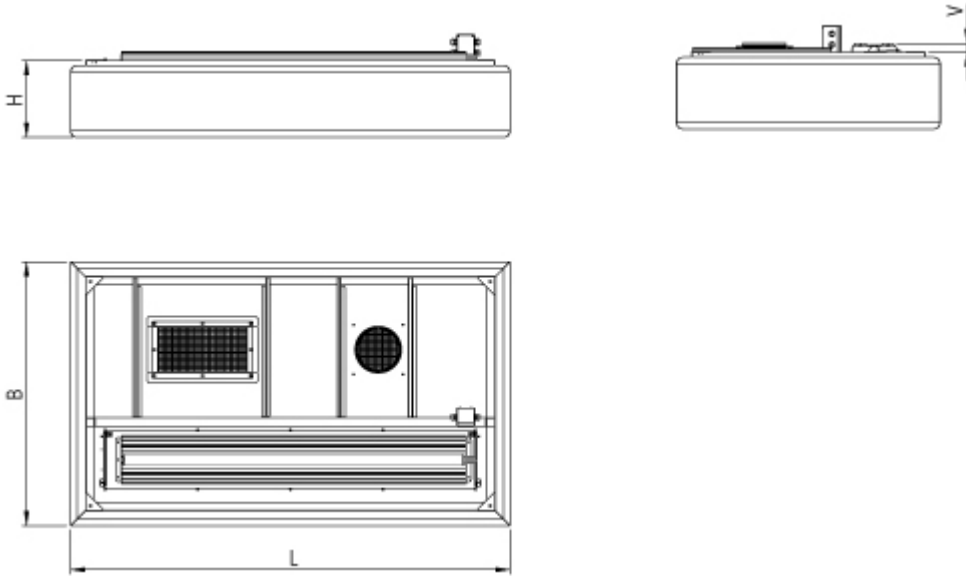
- High-level of hygiene facilitated
- Supplied as standard with lighting
- Stainless steel, welded construction
- The design follows USPHS guidelines

Specification

The Halton KVM canopies that are manufactured according to USPHS guidelines. The KVM extraction canopies are used to capture and remove steam and heat resulting e.g. of the industrial dishwashers and bain-maries. The KVM canopies are the choice when grease filtration is not required.

Dimensions and Weight

KVM general drawings



L	600...3000 mm
B	1100-1900 mm
H	150...600 mm
V	Max 50 mm

Note:
The dimensions presented above are for modular sections only. Larger canopies are assembled using a combination of separate module vane, which makes transportation and on-site handling easier.

WEIGHTS OF KVM CANOPIES (kg)					
B/L	1000	1500	2000	2500	3000
1000	32	40	49	57	66
1500	40	51	62	73	84
2000	49	62	75	89	102

The above table represents an indication of different size of KVM canopies. Height of the canopy is 300 mm.

Material

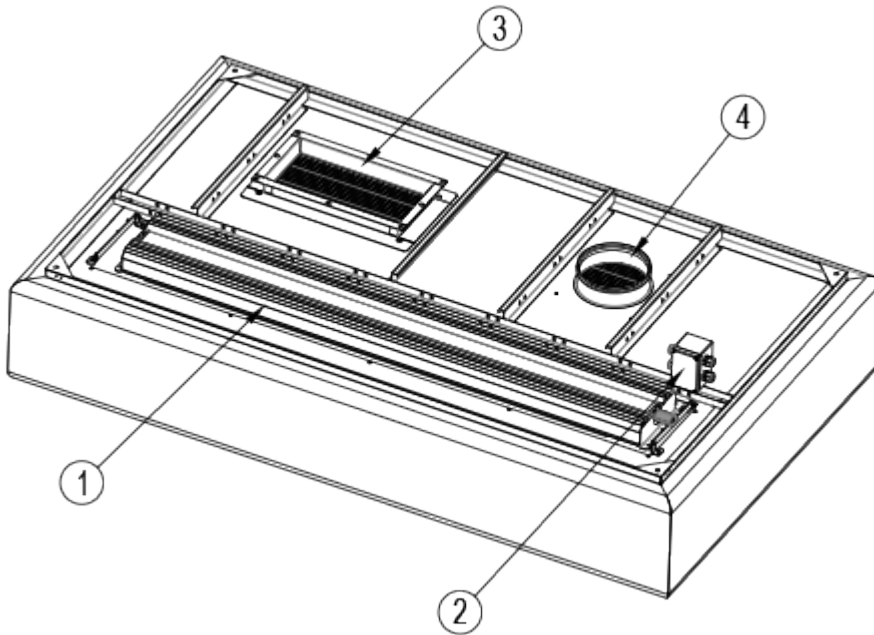
PART	MATERIAL	THICKNESS	NOTE
Main body	Stainless steel EN 1.4301 (AISI304)	1,25 mm	Option: EN 1.4404 (AISI316L)
Light fixture	Painted steel	–	–
Cables	Halogen free	–	–

Construction

The parts of the KVM canopy are manufactured from polished stainless steel EN 1.4301 (AISI304). The joints on the lower edge of the canopy are fully welded.

Connections

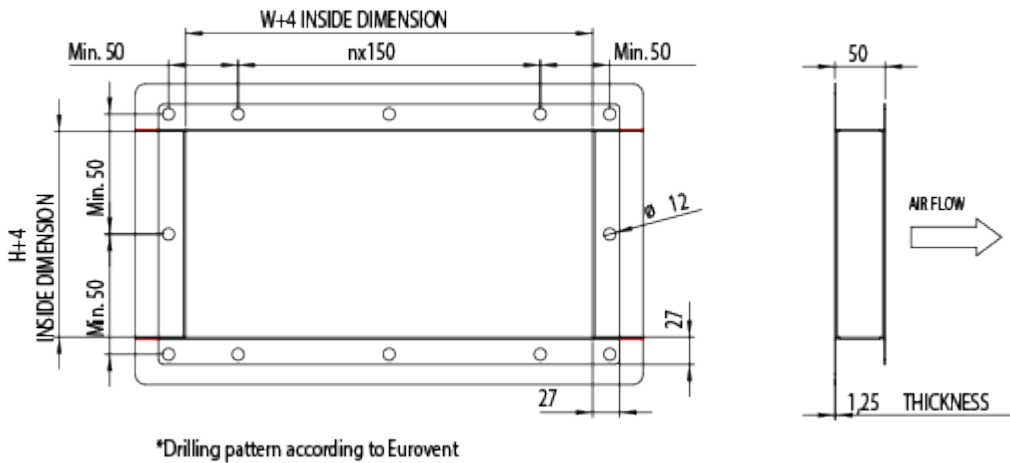
Amount, location and sizes of exhaust connections are defined by the customer. Both square and circular connections in various sizes can be done. Connection includes a net hatch.



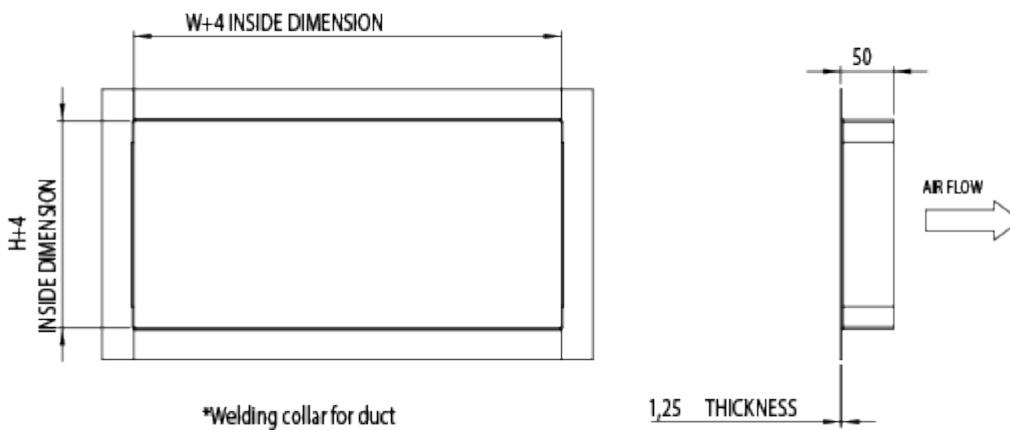
PARTS

1. Lighting fixture
2. Lighting fixture power supply junction box
3. Eurovent-collar with flange, L-collar available as an option
4. Round duct connection, available as an option

Eurovent-collar with flange



Welded L-collar



Options and Accessories

- Material EN 1.4404 (AISI316L)
- Special light fixtures according to customers needs
- DSH droplet separator in a ductwork
- Supply air plenum

Specification

Suggested specification

General

The galley steam canopies shall be constructed from stainless steel EN 1.4301 (AISI304), material thickness 1,25 mm. The galley canopies shall be supplied complete with outer casing / main body, fluorescent light fitting and exhaust collar with net hatch. The manufacture of canopies shall be controlled by ISO 3834-2:2005, ISO 9001, 14001 and OHSAS 18001 standards. The design of canopies shall follow USPHS guidelines.

Outer casing / main body

Outer casing panels shall be constructed of stainless steel sheet EN 1.4301 (AISI304) with a polished finish. Each joint shall be welded. The joint of the edges shall be fully welded.

Spigot connections

The spigot connections for exhaust air shall be constructed from stainless steel EN 1.4301 (AISI304) and shall be supplied with a net hatch.

Light fixtures

Each canopy shall be delivered with a fluorescent light fixtures or LED light fixtures providing approx. an average illuminance of 500 lux at the work surfaces of the cooking appliances. The light fixtures shall be suitable for a single-phase 230-VAC power supply and shall be manufactured to be of protection class IP67. The ballast and capacitor shall be located within the light frame. The core electric cables connecting the light fixture to the junction box shall be provided. The light fixture shall be installed on a hinged maintenance hatch, allowing access to the hood roof.

Fluorescent light fixture sizes

HOOD DIMENSION	LENGTH	WIDTH
L < 1250 mm, 2×24 W	720 mm	220 mm
L ≥ 1250 mm, < 2000 mm, 2×39 W	1020 mm	220 mm
L ≥ 2000 mm, 2×49 W	1620 mm	220 mm

LED light fixture sizes

HOOD DIMENSION	LENGTH	WIDTH
L < 1250 mm, 1×28 W	720 mm	175 mm
L ≥ 1250 mm, < 2000 mm, 1×42 W	1020 mm	175 mm
L ≥ 2000 mm, 1×69 W	1620 mm	175 mm

Maintenance hatch

Each canopy shall be provided with a maintenance hatch made of stainless steel EN 1.4301 (AISI304) with a shock-resistant plastic window. The heat tolerance of the window shall be up to +115 °C. The hatch shall be easily opened and closed.

Product Code

(S)=Model

(N) Normal

(S) Supply

(L)=Length

600-3000 mm

(W)=Width

600-3000

(H)=Height of front end

150-600 mm

In KVM canopy the front and back ends are same

(MA)=Material

(SS) Stainless steel EN1.4301

(AS) Stainless steel EN1.4404

(DS)=Diameter of supply connection

100

125

160

180

200

(NA) Not Assigned

(DF)=Qty of supply air connections

(N) No

1

2

3

(DE)=Diameter of exhaust connection

100

125

160

180

200

(NA) Not Assigned

(DF)=Qty of exhaust air connections

N

1

2

3

(QR)=Qty of exhaust connections rectangular

0-10 pcs

(LF)=Light fixture

(A) Type SLR

(B) Type LED SLV

(AC)=Accessories

(HE) Ceiling condensation removal heating

Code example

KVM/S-600-600-150,MA=AS,DS=200,DT=3,DE=200,DF=3,QR=10,LF=A,ZT=Y